

Accessing your parish Common Fund request in Dropbox

Step 1.

Click the link below to access the location of the letters:

<https://www.dropbox.com/scl/fo/v5ibscgpeo2869xg1q9gy/AL3wZXeCDvuAPtDEFZNEd8Y?rlkey=h4c6w66ry4jlqqrzpuc384svw&e=1&st=x63nbw0d&dl=0>

Step 2.

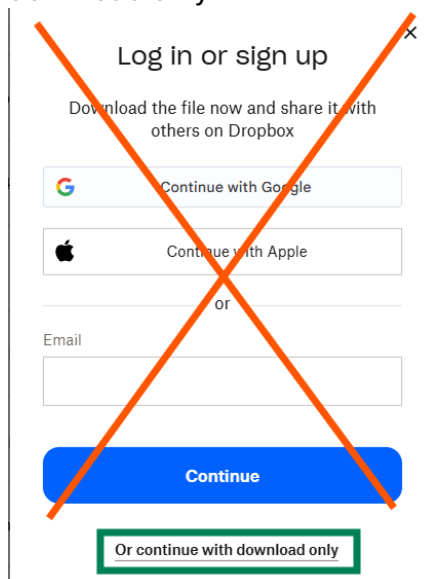
We have arranged the letters in folders with the first letter of your churches location (e.g. to find the letter for St Helen's church at Darley, click the folder named with the letter D)

Step 3.

If you wish to download your letter, hover your pointer on your letter and a download option will appear.


Step 4.


A login or sign-up box will appear. **You do NOT need to sign up or have a login to complete your download.** Select the option at the bottom that says 'or continue with download only'



Log in or sign up

Download the file now and share it with others on Dropbox

 Continue with Google

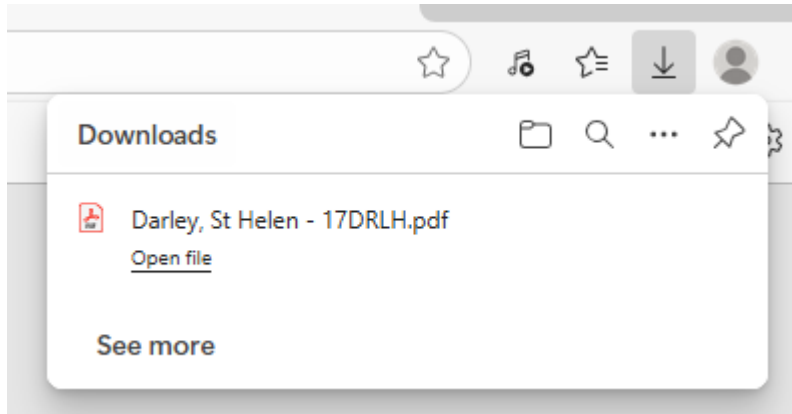
 Continue with Apple

or

Email

Step 5.

Your downloaded letter can be found in the top right corner or in your download folder on your computer.



Step 6.

If you have more than one letter you want to download, you can navigate back to the lettered folders by clicking “common Fund Letters 2026 at the top of the page.

