

Outcomes of survey into the links of churches with schools in their area April – November 2021

Contents

1. Background and methodology – how and why the survey was run
2. Quick highlights of the results
3. Scoring and limitations to data
4. Deanery outcomes
5. Diocese outcomes for CofE, Secondary and prayer
6. Conclusions and future planning

1. BACKGROUND AND METHODOLOGY

Growing Faith

“Growing Faith promotes a partnership between the three communities of church, school and household to enable the discovery, exploration and growth for all in those communities. The partnership is imagined as intersections of a set of overlapping (circles) to find and promote ways to help faith to grow with children, young people and households.”

This work also seeks to grow and celebrate the Diocesan Vision, that God will renew, reshape and revive us with generous faith, courageous hope and life-giving love. As we work to show God’s love to schools that our churches and communities will grow and in these ways we will see God’s kingdom come.

I am currently seconded to the Discipleship, Mission and Ministry team start to address the Growing Faith agenda and help churches to explore ways that could build on these ideas in their area with their congregation. The focus on this survey is the relationship between churches and schools. The first question on the survey was about prayer for the school as I felt that every church, whatever the average age or numbers in the congregation, could aim to pray regularly for helping churches to local school community.

“I urge, then, first of all, that petitions, prayers, intercession and thanksgiving be made for all peoples...”

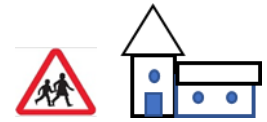
I Tim 2:1

I also felt there would be some resources and support that I could offer fairly quickly to help to grow this and other “befriending” work for schools in the parish. The survey deliberately focused on this “befriending” although many churches shared other work and contacts beyond this stage which have been working well, in spite of Covid restrictions.

As planning and actions are progressing in Growing Faith, I was keen to set in motion something practical which would:

- Highlight areas where church clergy and congregations are currently offering good support to schools and seek to share good practice.
- Show where schools and locations are currently receiving little or no support and obtain and/or create resources and training to churches to enable them to grow these links.
- Give a bench mark to grow from so that church clergy and congregations have a broad indication of where their work with schools is currently, and where they have scope to offer more.
- Identify more general areas where churches are not currently involved and plan to develop these.

The survey was sent to the Vicar or other clergy person in each Benefice. After discussion with Deanery Administrators, I copied every mailing to them too – their help in getting this survey completed has been invaluable. In cases of vacancy or illness Church Wardens were contacted. The surveys were sent out between April and October 2021. Reminders were sent where no response had been received towards the end of 2021.



DIOCESE OF DERBY BOARD OF EDUCATION: GROWING FAITH RECORD KEEPING
HARDWICK DEANERY CHURCH/SCHOOL RECORD: 5. Merton and Stonebroom with Marnland

This survey is to provide data about the relationship between churches and schools for the Diocesan Growing Faith work. Please don't be embarrassed if your current involvement is minimal! Please do return the form even if you have added "no" in every case.

Add YES or NO in the table below to show church and school contact, as far as you are aware.

THERE IS NO NEED TO DO MORE THAN THIS, but, if you would like to add more information, please use the NOTES box below the table, as shown. (The Sample sheet attached shows this)

PLEASE DON'T ADD NOTES IN THE TABLE ITSELF AS THIS MAKES IT HARDER TO ADD THE DATA YOU KINDLY SUPPLY TO THE DEANERY SPREADSHEET.

Probably, your involvement will have been less during the COVID lockdown. Please record what you were doing before the lockdown in **RED** and any new contacts/work in **BLACK**. If you think that one of the schools listed ISN'T in your Benefice area or if there is another school that IS in your area, please also add this in the NOTES box.

Many thanks for completing and returning this form to Sarah.brown@derby.anglican.org I'd be grateful for your response by 29th Sept 2021

PARISH	SCHOOL	School type and age phase	REGULAR PRAYER - e.g. Intercessions	CLERGY VISITS - frequency?	GOVERNORS - any of congregation?	CONTACT - FREQUENCY - email etc.	OTHER INVOLVEMENT - e.g. VISITS TO CHURCH, HELPERS IN SCHOOL etc.	ROOM TO BRING CONTACTS - ideas and plans
Morton: Holy Cross	Morton Primary School		F					
Shroton: St Leonard	Mosley Infant School	Inf						
Shroton: St Leonard	Shroton Primary School	Inf						
Stonebroom: St Peter	Stonebroom Primary and Nursery	Inf	Ph					

NOTES

Form completed by _____ Date _____

Each school in the Benefice was listed with the relevant Parish. The type and phase of school was added and "Yes" or "No" or one word answers were requested in the table to indicate the following:

- Is the school, and those involved in it prayed for regularly by members of the church?
- Is the school visited by Clergy or others from the church?
- Are any church members Governors of the school?
- How often is the school visited?
- Are there other links with the church? E.g. Open the Book, visits to church, concerts in church etc.
- Are there plans developing for greater contact with the school?

Use of red fonts could indicate what had been in place before Covid and a space under the table was to add any other details which the people filling in the form were keen to add.

DEANERY RESPONSES TO SURVEY	
Carsington	100%
Derby City	84%
Dove and Derwent	50%
Hardwick	86%
Mercia	60%
North East	95%
Peak	72%
South East	48%

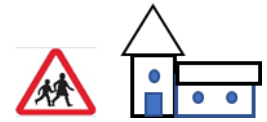
By Dec 2021...

By Dec 2021...

110 out of 146 returns were received, giving a return percentage of 75%. As can be seen, the returns varied greatly from different Deaneries.

The higher rates of response are in part at least due to the help of Area Deans and Administrators.

Links can also be made with the number of vacancies in the Deanery, though it should be recorded that several Wardens returned very helpful information even though their church was in a vacancy.



2. QUICK HIGHLIGHTS

This is a long report, but a shorter summary can be read using the following pages:

- Deanery outcome tables. Pages 4 -11 (see tables)
- Ideas currently being used by churches in work with schools. Pages 4 – 11 yellow highlights
- Matters from churches to consider. Pages 10 and 11 green highlight
- Issues around Secondary schools and Church of England schools. Page 12
- Prayer of schools across the Diocese. Page 13
- Some conclusions and plans. Page 13

3. SCORING AND LIMITATIONS TO DATA

Information received

“Yes”, “No” and one word answers were added to a spreadsheet for each Deanery. Information recorded at the bottom of the form was copied into a Word document for each Deanery to be considered separately.

Each school record was given a number between zero and seven according to how many of the criteria were met according to the church return. Schools for which no return was received scored zero, schools which received a return, but all categories were “No” received a 1. This was to separate schools which had no church input from those for which I had no information. Obviously a zero score therefore, could in fact be anything from 1-7. These schools were not included in the calculations for each Deanery.

Other Limitations

- The time between first and last data collection would ideally have been shorter. My time as a part time worker with no administration help meant that I had to fit the survey around other work.
- Influence of Covid (although churches were invited to add information about their practice pre-Covid.) Ingenious ways to continue to reach schools were mentioned. (recording collective worship, meeting outside, prayers in graveyard etc.)
- Although I asked for a “yes” or “no” response, inevitably in some cases other information was added and it was sometimes hard to interpret the answers to add to the spreadsheet. Deciding if “sometimes” or “occasionally” formed a yes or no was a tricky judgement. I decided that I would not go back and seek clarification from any of those who filled in the form, but would work with what I had.
- Variation in the number of schools within the Benefice – ranging from zero to fourteen. One useful outcome of this work could be to divide schools between a larger number of churches. The possibility of a congregation developing expertise for a particular type of school – e.g. Secondary, then working with all this type of school in a particular area could also be explored.
- The fact that a “Yes” answer was supplied tells us little about the quality of the contact. The notes are certainly helpful to understand more. Support and resources for each of these areas will soon start to be available on the new website.
- There are schools that are supported by churches other than Anglicans. Organisations such as “Derby Kids for Christ” and “ValleyCids” are two of the larger groups. I am in regular contact with these groups, but their schools work has not been part of this survey.

Notes on figures



- Average involvement score indicates the average (out of a potential score of 7 if all criteria are met for a school) for each type of school.
- Where the number of schools in a particular category is small in the Deanery, the score will be less reliable.
- The final percentage column turns the average involvement score into a percentage to enable easier comparison. This percentage indicates the fraction of all the criteria in each group which is being addressed by the churches in this Deanery.
- Schools for which no information was returned are not included in this calculation.

The statistics can be used to see a broad picture, but the notes from individual churches put flesh on these bones and show that for many churches there is a love and commitment for the schools which goes beyond a simple duty.

4. DEANERY OUTCOMES

CARSINGTON - 11 Benefices, 40 Schools

All Benefices responded but two schools received no information.

Average involvement over Carsington Deanery = 4.7

Average percentage of Carsington Deanery = 67%

Results for each category, below.

Type of School	No. in Deanery with response	Average involvement score	Score as Percentage
CofE VA Schools	2	5.5	79%
CofE VC Schools	16	4.4	63%
Academies (Primaries)	4	3.3	47%
Community Primaries	14	3.5	50%
Secondaries	3 (one on 2 sites)	2.7	39%
Other	1	2	29%

HIGHLIGHTED SECTIONS SHOW IDEAS THAT COULD BE SHARED

Information from notes on forms from Carsington Deanery

Hulland - Open the Book team (SB is trainer for OtB and will ensure all groups are up to date with training)

Church member helping in class and supporting head teacher pastorally

Carsington - Open the Book (ecumenical). We help with music, termly festival/Leavers service attendance at church. **It's Your Move booklets** delivered with year 6 assembly

Wirksworth - Each of our church school has both a clergy and lay Foundation Governor. Our collective worship in Wirksworth includes lay people and ecumenical partners. **We have a lay person who co-ordinates our collective worship rota and who plans and participates in collective worship.** We intend to pick up from where we left off in the new academic year.

Matlock Bath - Collective Worship has been offered by Sheila Laming (church rep on Gov body)

Darley South - St Mary's School has good relationship with – **Peer Ministry, Charity, Assembly, Funeral Services for children to ask the 'big' questions.** Teacher on the PCC to maintain the link, we also support a school in India.



DERBY CITY DEANERY

32 Benefices, 27 replied to the survey

Average involvement over Derby City Deanery = 3.5

Average percentage of Derby City Deanery = 50%

Results for each category, below.

Type of School	No. in Deanery with response	Average involvement score	Score as Percentage
CofE VA Schools	8	4.5	64%
CofE VC Schools	2	2	28%
Academies (Primaries)	15	3.4	49%
Community Primaries	60	3.6	51%
Secondaries	13	2.8	40%
Other	17	2.8	40%

Information from notes on forms from Deanery

Chaddesden

Strong relationship built with Breadsall Hill Top Primary. S asked to be governor & we are praying for opportunities & links with the other schools. We visited to deliver cakes to staff during a lock down which was very well received. St Martin's School visited us at Easter and Christmas to lead special services. They were also offered the Experience events, slightly adjusted to accommodate the special needs of their pupils. All the primaries were offered support at Christmas for their most struggling families with hampers and gift bags. This extended to 25 families in total across the schools. Two schools have requested chaplains.

Transform Trust Christmas & Easter celebrations via zoom for all the Derby schools (hosted by Zaytouna Islamic school with very positive relationship built) also possibility of Love4Life (youth charity focused on girls' wellbeing) involve with year 6 girls

Derby St Alkmunds

Central Community Nursery - A member of our Church Family is a Midday Supervisor. Markeaton Primary School – Open The Book team (made up of members from St Alkmunds and Broadway Baptist Church) visit weekly, run a weekly lunch club, also a bi monthly prayer meeting, School visits Church for Experience Harvest, Christmas, Easter events etc.. run yearly Light Parties in the school after school. S is also a Chaplain for the staff in the school

Mackworth

Since we have been at St Francis in July 2020, we have delivered a card each term and some sweets for the staff at the end of each term. We pray for our schools and nurseries by name every week during our prayers in our services in person and online.

All schools seem to be very grateful for our initial contact, prayers and support. The nurseries have been even more open. Little Owls is just next door to us and have had termly visits into the church with a short talk, some songs, dancing and prayer for Harvest, Christmas and Easter

DOVE AND DERWENT DEANERY

12 Benefices, 6 replied to the survey (At the time the survey was sent to this Deanery there were 5 vacancies)



Average involvement over Dove and Derwent Deanery = 4.0

Average percentage of Dove and Derwent Deanery = 57%

Results for each category, below.

Type of School	No. in Deanery with responses	Average involvement score	Score as Percentage
CofE VA Schools	0		
CofE VC Schools	6	4.5	64%
Academies (Primaries)	6	3.4	49%
Community Primaries	13	4.2	60%
Secondaries	3	4.5	64%
Other	2 – no returns		

Information from notes on forms from Deanery

Belper

Belper School has always resisted having anyone in. The Bless project manages to keep going and **provide a safe haven for Christian kids and their friends**. Due to restart in September. Valley CIDS goes into St John's and has been providing video assemblies the latter part of lockdown.

St John's CE - Monthly in school prayer meeting, Assembly once every half term, Regular, Termly foundation governor meeting. School come to do their year group assembly in church each half term. We provided Christingle video for school use and packs for every child. Regular year visits to school for RE, **"I sing pop"** come to school every other year funded by church., **Links with India schools** funded by church, Give away books Christmas and Easter are provided.

HARDWICK DEANERY

14 Benefices, 12 replied to the survey (86% response)

Average involvement over Hardwick Deanery = 4.0 out of 7

Average percentage of Derby City Deanery = 57%

Results for each category, below.

Type of School	No. in Deanery with responses	Average involvement score	Score as Percentage
CofE VA Schools	1	7	100%
CofE VC Schools	4	5.5	79%
Academies (Primaries)	1	1	14%
Community Primaries	29	4.2	60%
Secondaries	5	3	43%
Other	1	3.3	47%

Notes from Hardwick Deanery

Bramley Vale - Experience Christmas. Harvest. Christingle choir

Palterton Experience Christmas. Remembrance at war memorial

Scarcliffe: Experience Christmas. Church visit. Carol service

We also have Shirebrook Academy (senior school). Pre covid we went in once a week to lunch with the staff and pupils on an informal chaplaincy basis. We also taught as part of the RE curriculum – the Bible and Job were covered.

Prayer spaces in this school too and 'grill the vicar' session. Y7's and the GCSE cohort both visit Holy Trinity

Diocese of Derby Children's Adviser Sarah Brown

Sarah.brown@derby.anglican.org



in Shirebrook as part of their school year. Woodwork dept rebuilt the church noticeboard in Shirebrook. Art pupils designed a work of art for the Cemetery Chapel in Shirebrook which we have been part of restoring. Good links [here](#).

– Children’s work has been displayed in Church notice boards. Free School uniform has been given out on the school car park by church members. Assemblies have been recorded and sent in at Festivals. A combined prayer walk and litter pick has taken place. Chocolates were sent in for the teachers at Christmas.

Pilsley Primary School - Nativity Trail/ Remembrance Events etc. During COVID we established a joint food project with the school, providing between 15-20 food parcels for a year. School involved in Remembrance Service at the Danesmoor Memorial

MERCIA DEANERY

10 Benefices, 6 replied to the survey (60 response)

Average involvement over Mercia Deanery = 3.7 out of 7

Average percentage of Derby City Deanery = 53%

Results for each category, below.

Type of School	No. in Deanery with responses	Average involvement score	Score as Percentage
CofE VA Schools	2	6	86%
CofE VC Schools	4	3.8	54%
Academies (Primaries)	4	1	14%
Community Primaries	16	3.5	50%
Secondaries	2	3	43%
Other	8	2.9	41%

Notes from Mercia Deanery

St Wystan’s

We have a town wide assemblies team that visits all primary schools (key stage 1 and 2) to give regular assemblies as our Christian input. They go into every single primary school across the wider Swadlincote area. Also there are visits to Church, Open the Book, School ‘services’ in Church, Use S.U. ‘It’s Your Move’ for Y6s

9. Winshill and Bretby

We have a monthly parish cycle of prayer that includes the schools and an annual prayer walk that takes in the majority of schools in its route.

Abbot Beyne has been closed to us due to the previous head, but Youth for Christ (Burton) do work with and for them.

Our new Organist is the Music Teacher. PCC member is a Teaching Assistant and has used the church to aid learning. The Organist wants to build a music link with concerts etc. A New Head seems more open to church than previous one.

Vicar has assisted in a Running Club and will look to find people to help with assisted Reading. Parish Members have assisted in reading.



NORTH EAST DEANERY

22 Benefices, 12 replied to the survey (86% response)

Average involvement over Hardwick Deanery = 4.0 out of 7

Average percentage of Derby City Deanery = 57%

Results for each category, below.

Type of School	No. in Deanery with reponse	Average involvement score	Score as Percentage
CofE VA Schools	2	6.5	93%
CofE VC Schools	4	4.5	64%
Academies (Primaries)	11	5.8	83%
Community Primaries	35	3.9	56%
Secondaries	8	3.4	43%
Other	4	2.3	33%

Notes from Deanery

Re Regular Prayer - We have a relatively new "prayer diary" for the parish that we ask for requests from organisations/groups/businesses etc - schools are now being contacted at least once a year to ask if they have any requests for prayer. Prior to this we pray for them anyway, and have been for as long as I am aware...

We assist with the Annual Sports Day and have worked together on supporting local food bank at Harvest.

Many schools have Christingle services in their local churches.

Eccumenical colleagues work with some of the schools in our area.

We are growing are team so that it isn't just the rector who is working with schools.

PEAK DEANERY

22 Benefices, 17 replied to the survey (77% response)

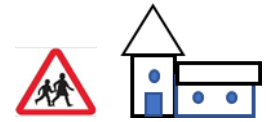
Average involvement over Peak Deanery = 4.1 out of 7

Average percentage of Peak Deanery = 58%

Results for each category, below.

Type of School	No. in Deanery with responses.	Average involvement score	Score as Percentage
CofE VA Schools	7	4.7	67%
CofE VC Schools	13	5.8	80%
Academies (Primary schools)	2	3.5	50%
Community Primaries	26	3.7	53%
Secondaries	6	2.3	33%
Other	1	6.0	90%

Notes from PEAK Deanery



New Mills

. PCC members have been working to set up an **after school song club** for children running weekly during term-time, others are considering the viability of offering a **'Café' space to parents in a morning**, around the school run, where parents can meet up, have a coffee and chat. Several of our primary schools have visited over the past year and **explored/done projects on the churchyard**. There is an 'ecumenical *open the book* team'. Many children at New Mills School pass through the churchyard on the way to/from school, so have been able to access the churchyard **prayer walks/parish hall** window displays we've put up. The young people of our parish and our schools are prayed for regularly both in private prayer and public worship.

Bakewell

Lady Manners Half Termly for Collective Worship Week and other requests as Chaplain Visits to church for curriculum; Annual 9 Lessons and Carols and School Commemoration Service. Pastoral Support to school when requested. Formed a good link with school and school **supports Annual Christmas Tree Festival etc.** **Open to ways to develop, support and resource school.**

Hathersage: In lockdown sent cakes to staff, and provided an assembly on video. Bamford: managed an outdoor school visit **to plant trees.** Grindleford: School families invited to various open air services

Edale

NOTES Excellent links with school overall – teachers very keen to link up with church in a variety of ways.

Tideswell: See below for the issue around the numbers of CofE schools in this Deanery

We find it very hard to recruit Foundation Governors from the congregations now

Glossop

There are six CofE church schools in Glossopdale – Charlesworth VC Primary (Charlesworth with Gamesley), Dinting Vale VA Primary (Dinting), Duke of Norfolk VC Primary (Glossop), St Andrew's VC Junior (Hadfield), St James' VC Primary (Whitfield) and St Luke's VC Primary (Whitfield) – which is approximately 5% of all CofE church schools in the Diocese of Derby. Is this one of the highest concentration of church schools in the Diocese of Derby? Given this 'critical mass', I wonder whether there might be some useful work to be done by the DBE, for example to encourage collaborative working across parish boundaries both by the schools (mutual support in RE, in Collective Worship, in shared training and learning) and by the parishes (sharing resources for Collective Worship, sharing ideas for engaging with schools particularly around identified needs within the school communities, filling Governor vacancies – notably Foundation Governors).

SOUTH EAST DEANERY

23 Benefices, 13 answered = 57% response

Average involvement over South East Deanery = 4.1 out of 7

Average percentage of Derby City Deanery = 59%

Results for each category, below.

Type of School	No. in Deanery with response	Average involvement score	Score as Percentage
CofE VA Schools	1	6	85%
CofE VC Schools	11	5.7	81%
Academies (Primary)	4	5	71%
Community Primaries	17 (42 with no response)	3.8	54%%
Secondaries	8	2.2	32%%



Other	2	2	14%%
-------	---	---	------

Notes from PEAK Deanery

Swanwick and Pentrich

PCC secretary on governors. Several church members have children / grandchildren there. Previous involvements; visits to church, take part in **civic carol service, special occasions such as WW1 centenary.**

3) Swanwick Sports Academy – primary and secondary. Previously known as **The Delves, a special school** for learning impaired children. PCC secretary a member of staff who encourages good links.

Long Eaton St John

Before Covid we had a very busy open **the book team** going into local schools – the team are keen to restart visits but no school round here have visitors for assemblies at the moment

We had a busy **Messy Church** before Covid which we are just exploring restarting.

Long Eaton – another are to consider

we have so many schools in our parish – none a church of England School and it is impossible to be involved in them all to make a real difference. All the schools ask for separate DBS checks etc and I am not sure we know why would be involved

Denby Free CofE – Governors 4 governors (currently 2 vacancies) + 1 ex officio Other Involvement The children normally come into church once per week with Christmas and Easter performances also in church. Weekly Coffee Shop held in church for school parents / carers on Monday mornings

Heanor

I meet with **the two heads of Corfield and Mundy once each head term for lunch** and support meeting. If offers them a safe space to talk and an opportunity to explore possibilities for working together, the two schools and the church.

5. DIOCESE OUTCOMES FOR CofE SCHOOLS, SECONDARY SCHOOLS AND PRAYER

SECONDARY SCHOOLS

For most Deaneries, input to Secondary schools is amongst the lowest score. There are 58 Secondary schools in the Diocese and 22 of them have no contact with any church (that we know of).

There are some excellent and innovative links between churches and secondary schools across the Diocese. Recording, developing and sharing these could be a good start to reaching out to these schools. Ofsted have praised the use of Prayer Spaces in Schools and other resources which give young people time to reflect and support for mental health. Obtaining training for people across the Diocese to lead taking these and other ideas into secondary school might be a next step.



DEANERY	NUMBER OF SECONDARY SCHOOLS	NUMBER OF SECONDARY SCHOOLS WITH SOME CHURCH INVOLVEMENT
CARSINGTON	4	3
DERBY CITY	9	6
DOVE AND DERWENT	3	2
HARDWICK	5	1
MERCIA	7	2
NORTH EAST	11	8
PEAK	7	5
SOUTH EAST	12	7

CHURCH OF ENGLAND SCHOOLS

The survey indicated a total of 109 Church of England Schools: VA, VC and Academy.

Of these only 79 were reported as having contact with the parish church, leaving 30 Church schools with no reported church involvement.

One of the significant factors could be the high numbers of Church of England Schools in two Deaneries. As previously noted, this can create some difficulty where church congregations are small and/or elderly and people are needed to support school, for example as Foundation Governors.

See table below which sums up the inequality.

DEANERY	NO. OF CofE SCHOOLS	NO. WITH CHURCH INVOLVEMENT
CARSINGTON	21	19
DERBY CITY	9	5
DOVE AND DERWENT	9	6
HARDWICK	5	5
MERCIA	8	5
NORTH EAST	8	7
PEAK	34	21
SOUTH EAST	13	10



PRAYER FOR SCHOOLS

DEANERY	TOTAL NUMBER OF SCHOOLS	NUMBER PRAYER FOR REGULARLY
CARSINGTON	20	23
DERBY CITY	136	38
DOVE AND DERWENT	31	11
HARDWICK	68	19
MERCIA	49	16
NORTH EAST	108	57
PEAK	80	34
SOUTH EAST	31	29

Overall, according to these figures, around **43%** of schools are prayed for regularly

6. SOME CONCLUSIONS AND PROPOSED ACTIONS

There are many statistics still to be gathered from this survey. However this was a survey intended to be of practical use to the clergy, congregations and other workers in our Diocese.

My view is that these things could be the next step of this work.

- a. A downloadable prayer card on the web site which parishes could add information to and distribute to the congregation to encourage prayers for all aspects of local schools and communities.
- b. Other examples of prayers and ideas which could be used to increase the depth and breadth of prayer for schools could also be added.
- c. The **highlighted aspects** from each Deanery notes (see after each Deanery table) could form a useful basis for ideas to be used. With the agreement of those who have shared the ideas, there could be a sharing of expertise around those things which are already being done.
- d. A "Could we befriend a local school" Bitesize Training Module is currently being prepared together with Ellie Ballard. There is already one on the website about "What is a Church School"
- e. Working with Youth workers from the Diocese a Bite sized training module plus a bank of resources aimed at supporting secondary schools could be started.
- f. Zoom and/or in person training events will be planned as soon as Covid numbers are falling. The planned areas are:
 - Messy Church and schools
 - Open the Book
 - Experience Events – plus two new events – Lent and Advent



- Prayer Spaces in Schools

Finally, there is certainly room for some discussion about the numbers of Church of England schools (and possibly the numbers of secondary schools) in different areas. What help could we give or share with churches who feel overwhelmed by a large number of schools. Even with limited funds, could there be some possibility of a team of people who could assist in some way?

FOLLOW UP

I would expect a), b), c) and one bullet point of f) to be underway by the end of June 2022
I would expect good progress in all the other areas by Dec 2022.